



One

SIMPLICITY WITHIN REACH

Direct USB Intra-oral Sensor



THE INTRA-ORAL SENSOR
THAT IS ACCESSIBLE AND EASY TO USE



THE CONCENTRATION OF TECHNOLOGY MAKES INTRA-ORAL IMAGING EVEN EASIER



Endodontics



Prosthetic and
implant surgery



Periodontics



Caries
diagnosis



All in one

Design and ergonomic sensor with leading-edge CMOS technology

Simple

Easy installation: direct USB connection and 3 metre cable

Accessible

Technology at your fingertips

Adaptable

Fits into your practice



All in one

One is an intra-oral sensor equipped with CMOS technology. Its ergonomics and design have been conceived to adapt perfectly to your practice. The rounded corners and bevelled edges of the device provide you and your patient a true ease of positioning.

The comfort in the mouth is optimised by the thinness of the sensor and cable.

Simple



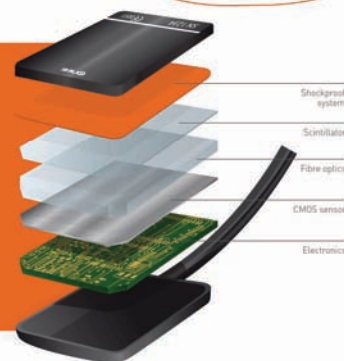
Thanks to its direct USB connection, the **One** sensor is very easy to use in single or multi workstation setups. The length of the cable (3 meters) affords greater flexibility of installation, regardless of the layout of your practice.



Accessible



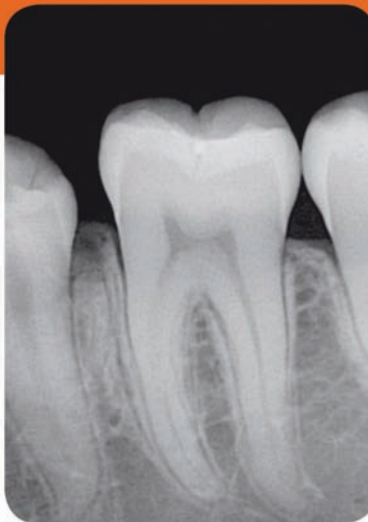
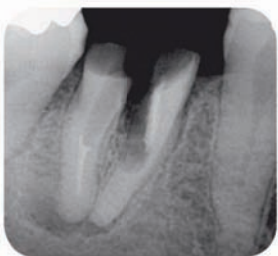
With **One**, you can equip your practice with a device boasting the very latest CMOS technology at a very affordable price. This compact technology (combination of an optical fibre, scintillator and shock absorption system) is the mark of high reliability equipment.



Adaptable



The **One** sensor is available in two sizes (#1 and #2) to suit your working methods (bitewing, retro-alveolar, posterior, etc.) It can be used for periodontics, endodontics, prosthetic and implant surgery and also for the diagnosis of tooth decay.



Finally, the device is completely water-tight. You have a choice of disinfection methods (spraying, dipping and more).



One is the only sensor that is 100% integrated with Quickvision. You can therefore save your images directly in the dental plan of your patient.

TECHNICAL SPECIFICATIONS

TECHNICAL SPECIFICATIONS

Sensor technology: CMOS

**External dimensions of the sensor
(Length x width x thickness):**

39 x 25 x 5 mm (#1)

43 x 31 x 5 mm (#2)

Sensitive area:

30 x 20 mm (600mm²) - (#1)

34 x 26 mm (900mm²) - (#2)

Sensitive area in pixels:

1500 x 1000 pixels (#1)

1700 x 1300 pixels (#2)

Length of sensor cable: 3 m

Grayscale: 14-bit (16,384 greyscale levels)

Connection: Standard USB:

USB 2.0 High-Speed (480Mbit/s)

and USB 3.0.



Owandy Radiology is an internationally-recognised manufacturer of dental radiology systems and developer of imaging software. Its software is currently used by almost half of the dental practitioners in France and its range of digital imaging solutions is made available to dentists in more than 50 countries worldwide. In addition to its products and services, **Owandy Radiology** strives to contribute to the improvement of oral health and patients' well-being. As a committed and innovative company, **Owandy Radiology** has been a partner of choice for dentists for more than 20 years.

Dealer's stamp

Owandy Radiology
2, rue des Vieilles Vignes
77183 Croissy-Beaubourg
FRANCE
Tel.: +33 (0)1 64 11 18 18
Fax: +33 (0)1 64 11 18 10
Email: export@owandy.com
www.owandy.com



SOFTWARE

DIGITAL SENSORS

2D - 3D PANORAMICS

INTRAORAL RADIOLOGY

CAMERAS